


DIMENSIONS

	4000	5000	6000
Height	3.0 m	4.2 m	4.9 m
Width	4.0 m	5.0 m	6.0 m
Length	4.0 m	5.0 m	6.0 m
Base area	16.0 m ²	25.0 m ²	36.0 m ²
Height of doorway	2.2 m	2.45 m	3.27 m


SETUP TIME

	4000	5000	6000
Double Action Hand pump	16 min	28 min	40 min
12 v Battery pump	11 min	18 min	25 min
220 v Electric pump	5 min	9 min	13 min


Weight




	4000	5000	6000
Weight	15 KG	19 KG	24 KG


PRINTING OPTIONS

Digital Heat-Transfer printing	print on colored materials
Digital Sublimation printing	print on white material


SAFETY FEATURES

Fire protection class	B 1
Water resistant	2000 mm


COLORS
Roof

Inflatable

Side Panels / Fusion Panels


ADDITIONAL ITEMS


Waterbags (in addition or instead of Sandbags)	
Watertubes (to pin down the side panels)	
Side Panel 1 continuous	
Side Panel 2 with PVC window / mesh window	
Side Panel 3 with vertical zipper	
Side Panel 4 with oval zipper	
Side Panel 5 continuous PVC material	
Side Panel 6 continuous mesh material	
Side Panel DZ with two zippers *	
Side Panel RZ for turning over the side panel *	

Fusion 4000 connector roof 4 > 4 m	
Fusion 4050 connector roof 4 > 5 m	
Fusion 5000 connector roof 5 > 5 m	
Fusion 5060 connector roof 5 > 6 m	
Fusion 6000 connector roof 6 > 6 m	
Sun Shade	
Shade Extender	
Big Bag (bigger transport bag)	
Double Action Hand pump	
12 v Battery pump	
220v Electric pump	

* All side panels can be selected with the additional option "double zipper" (DZ) and/or rotating zipper (RZ).


SCOPE OF DELIVERY - for standard set

1 x Roof
1 x Inflatable
1 x Removable Roof Option
1 x One Pump System
1 x Sand bag set (4 pcs)
1 x Transport backpack
1 x Double Action Hand pump
1 x Repair set
1 x Guy ropes


SCOPE OF DELIVERY - for exclusive set

1 x Roof
1 x Inflatable
4 x Side Panel (free choice of version)
1 x Removable Roof Option
1 x One Pump System
1 x Sand bag set (4 pcs)
1 x Transport backpack
1 x Double Action Hand pump
1 x Repair set
1 x Guy ropes